March 2019

Areas: Piedmont

Status	Data	Total
Listings Added	Number of Listings	22
	Low Price	$1,395,000
	High Price	$4,150,000
	Average Price	$2,531,479
	Median Price	$2,267,500
Listings that went Pending	Number of Listings	17
	Low Price	$1,395,000
	High Price	$3,950,000
	Average Price	$2,432,598
	Median Price	$2,260,250
	Average DOM	15
Listings that Closed	Number of Listings	15
	Low Price	$1,025,000
	High Price	$4,250,000
	Average Price	$2,556,526
	Median Price	$2,495,000
	Average DOM	14
Listings that Expired	Number of Listings	
	Low Price	$0
	High Price	$0
	Average Price	$0
	Median Price	$0
	Average DOM	0
Average Active Listing Count		14
Total Number of Listings (ADD, PND, CLSD, EXP)		54
Lowest Price		$0
Highest Price		$4,250,000
Average Price		$1,880,151
Average DOM (PND, CLSD, EXP)		9

March 2018

Areas: Piedmont

Status	Data	Total
Listings Added	Number of Listings	15
	Low Price	$995,000
	High Price	$3,895,000
	Average Price	$2,001,625
	Median Price	$1,821,000
Listings that went Pending	Number of Listings	10
	Low Price	$995,000
	High Price	$2,595,000
	Average Price	$1,722,309
	Median Price	$1,645,000
	Average DOM	9
Listings that Closed	Number of Listings	8
	Low Price	$995,000
	High Price	$2,750,000
	Average Price	$1,797,250
	Median Price	$1,735,750
	Average DOM	19
Listings that Expired	Number of Listings	1
	Low Price	$2,795,000
	High Price	$2,795,000
	Average Price	$2,795,000
	Median Price	$2,795,000
	Average DOM	127
Average Active Listing Count		11
Total Number of Listings (ADD, PND, CLSD, EXP)		34
Lowest Price		$995,000
Highest Price		$3,895,000
Average Price		$2,079,046
Average DOM (PND, CLSD, EXP)		52

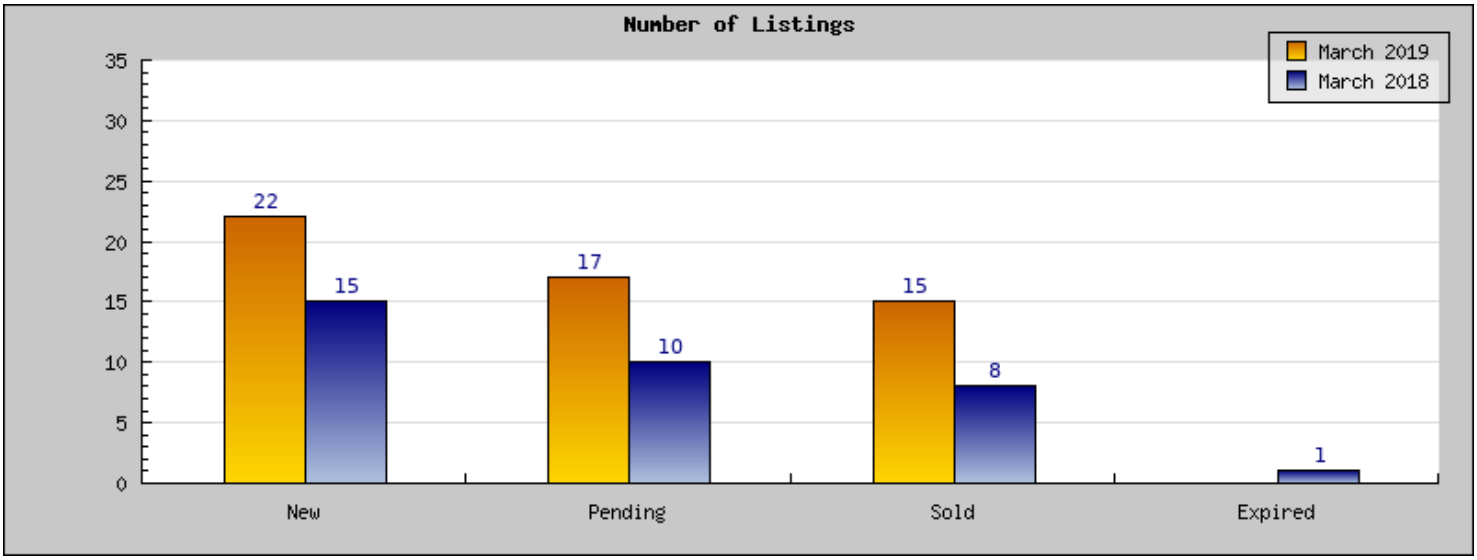

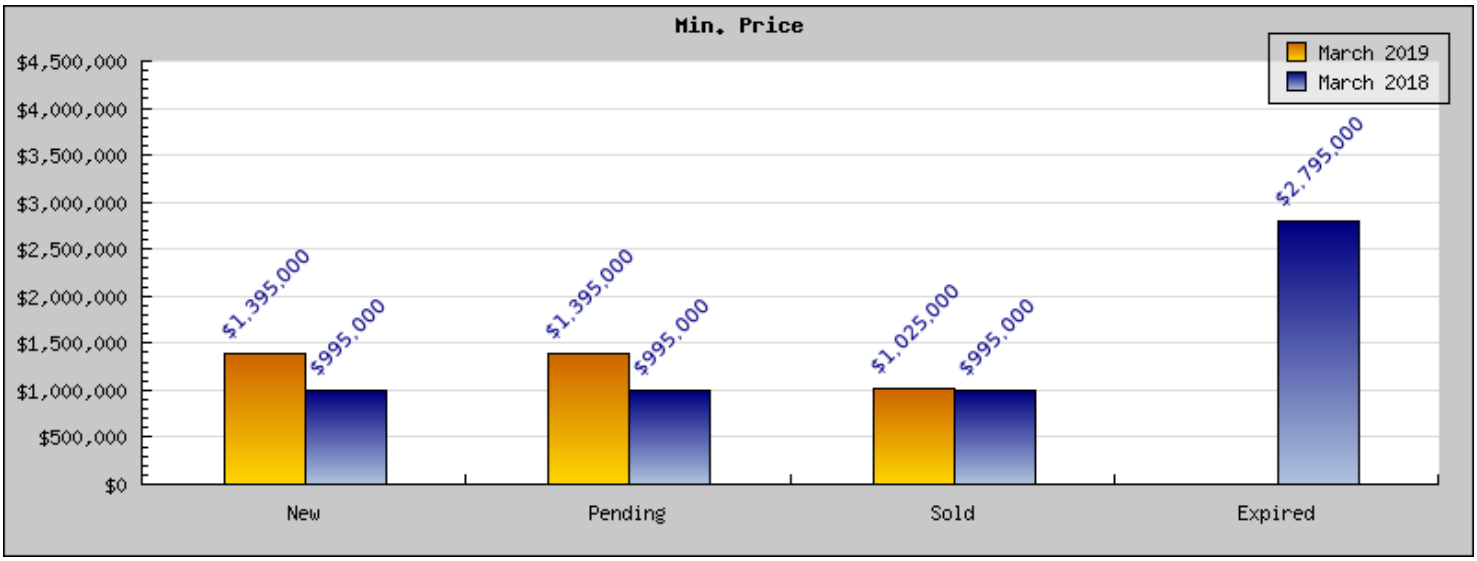
Min. Price
March 2019
March 2018
$4,500,000
$4,000,000
$3,500,000
$3,000,000
$2,500,000
$2,000,000
$1,500,000
$1,000,000
$500,000
$0
$1,395,000
$995,000
$1,395,000
$995,000
$1,025,000
$995,000
$2,795,000
New
Pending
Sold
Expired

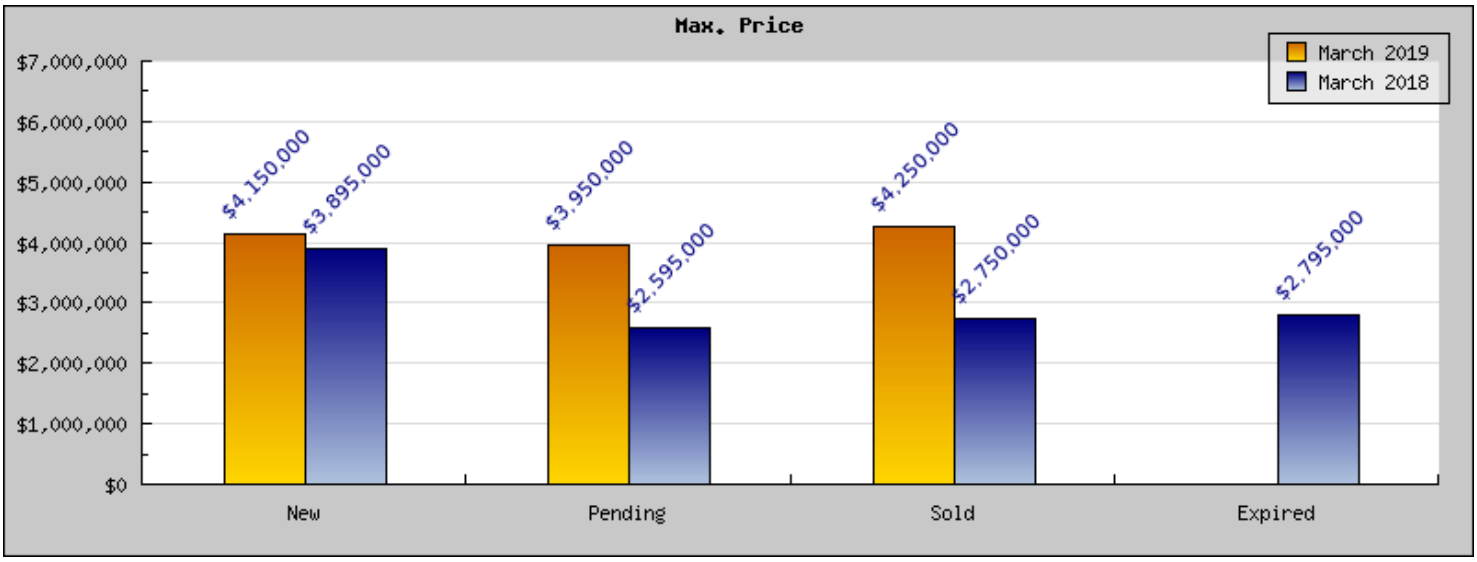
Max. Price
March 2019
March 2018
$7,000,000
$6,000,000
$5,000,000
$4,000,000
$3,000,000
$2,000,000
$1,000,000
$0
$4,150,000
$3,895,000
$3,950,000
$2,595,000
$4,250,000
$2,750,000
$2,795,000
New
Pending
Sold
Expired

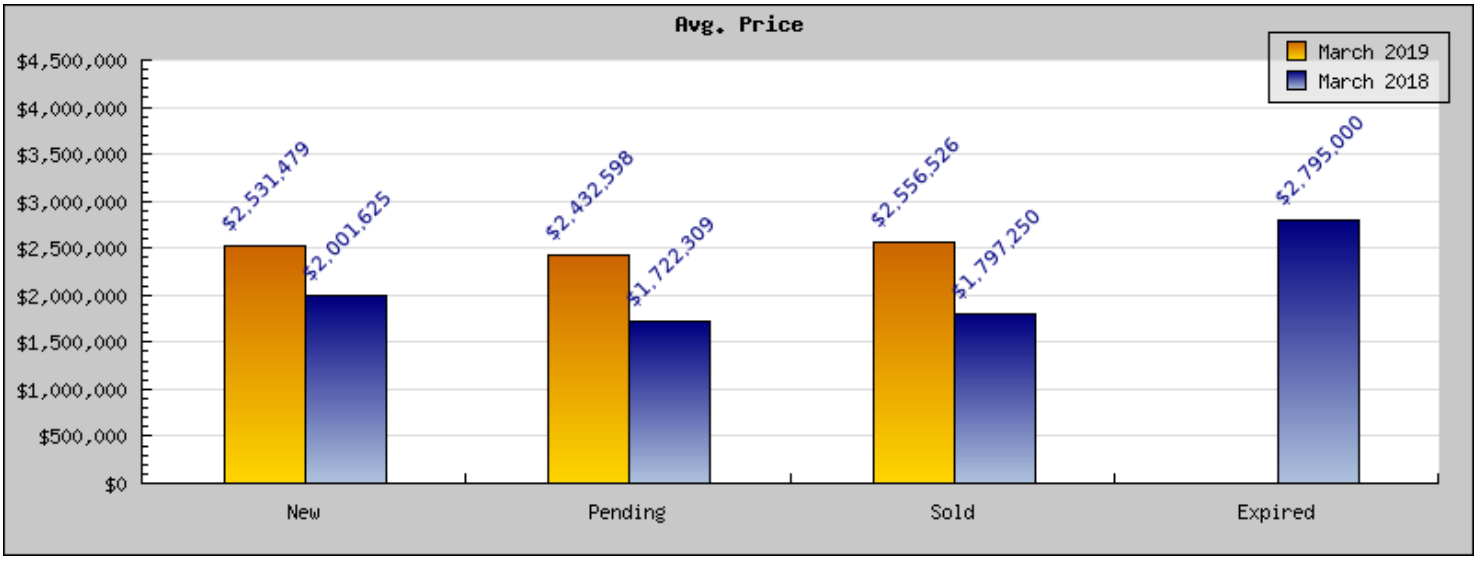
Avg. Price
March 2019
March 2018
$4,500,000
$4,000,000
$3,500,000
$3,000,000
$2,500,000
$2,000,000
$1,500,000
$1,000,000
$500,000
$0
$2,531,479
$2,001,625
$2,432,598
$1,722,309
$2,556,526
$1,797,250
$2,795,000
New
Pending
Sold
Expired

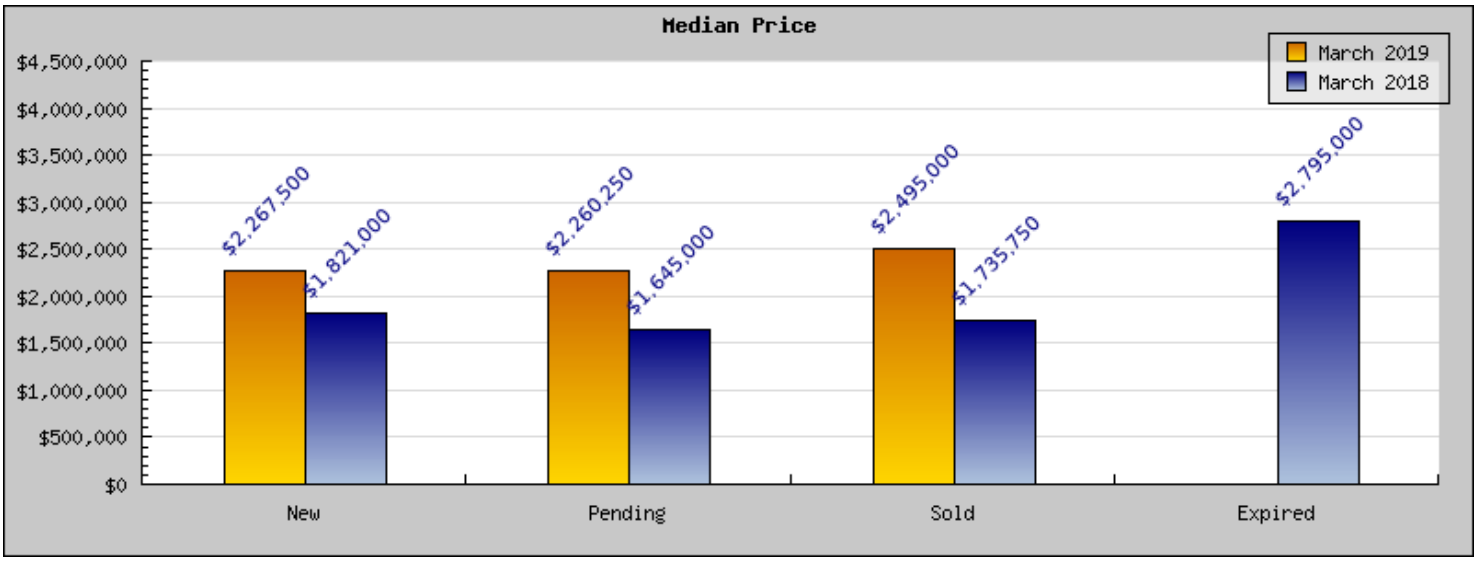
Median Price
March 2019
March 2018
$4,500,000
$4,000,000
$3,500,000
$3,000,000
$2,500,000
$2,000,000
$1,500,000
$1,000,000
$500,000
$0
$2,267,500
$1,821,000
$2,260,250
$1,645,000
$2,495,000
$1,735,750
$2,795,000
New
Pending
Sold
Expired

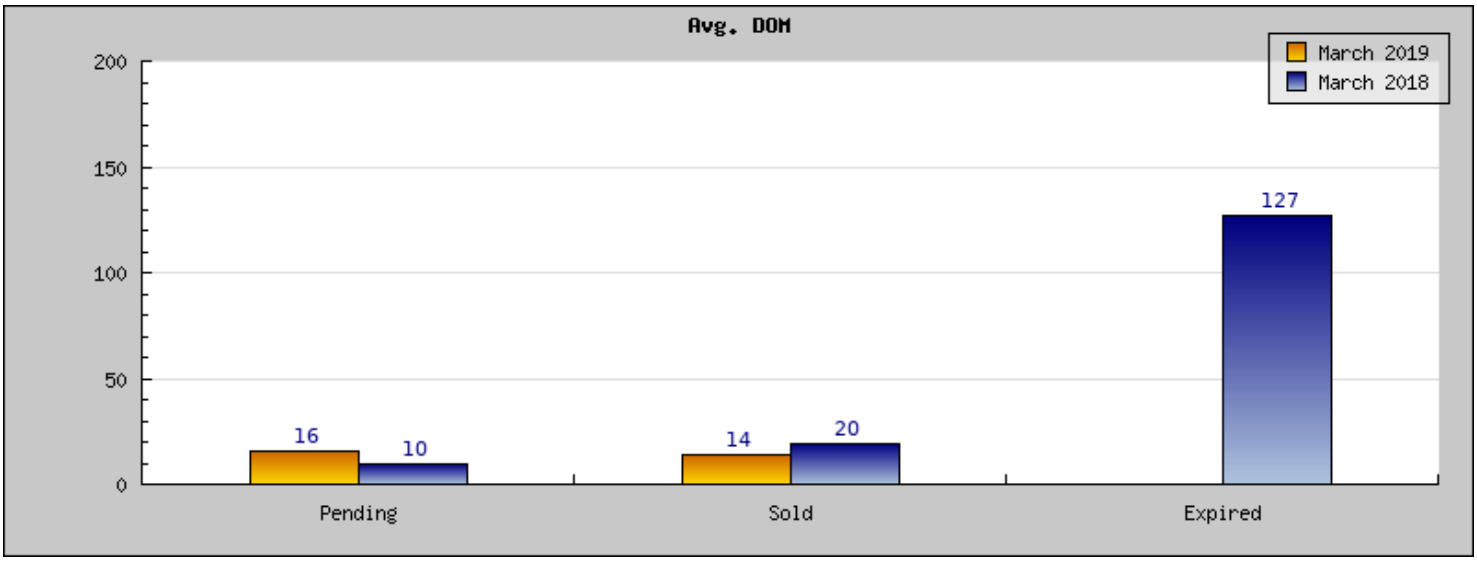
Avg. DOM
March 2019
March 2018
200
150
100
50
0
16
10
14
20
127
Pending
Sold
Expired